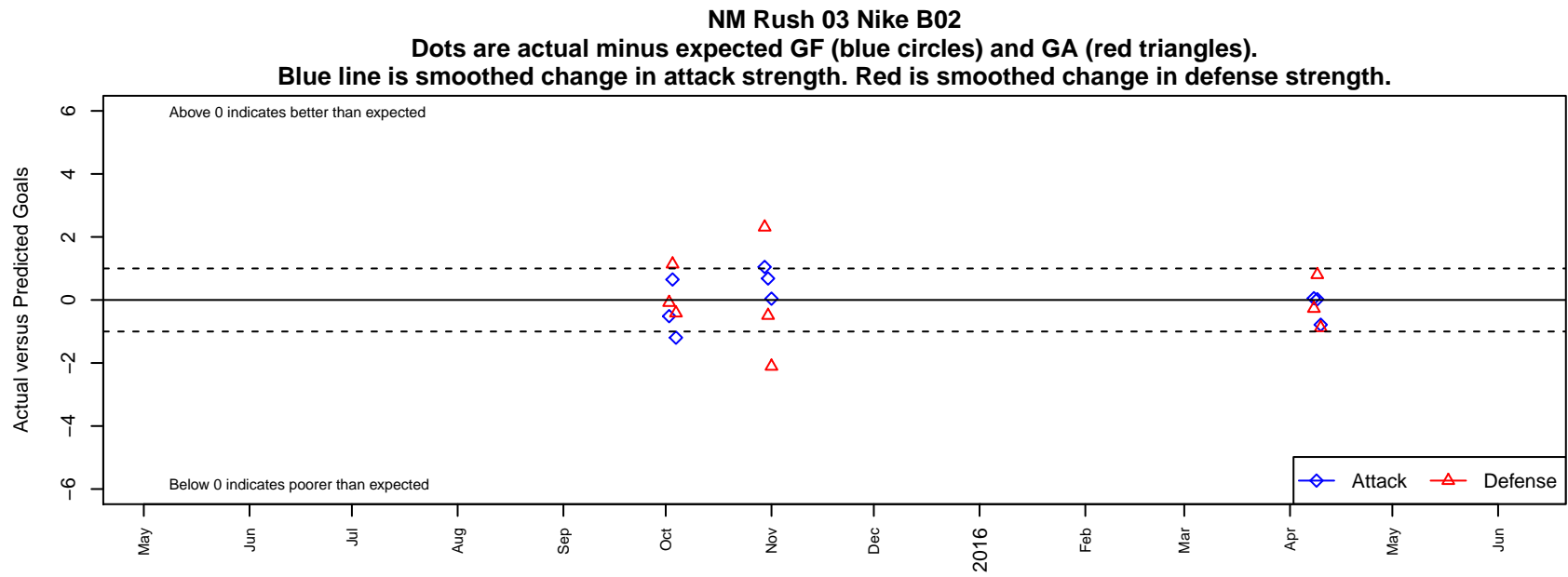


NM Rush 03 Nike B02

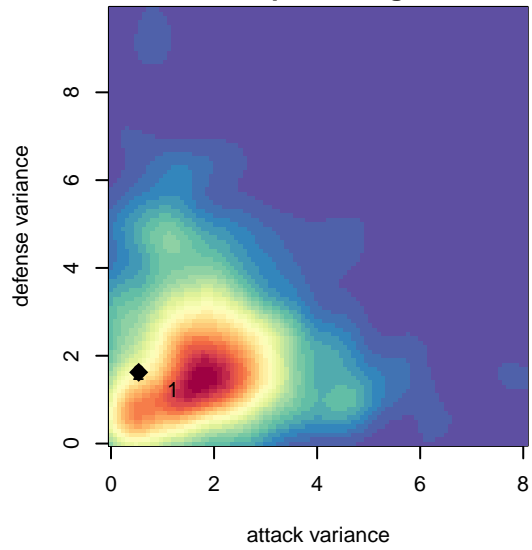
, NM
B02 total strength=1359
attack=8.17 defense=5.91

alt names used:
NEW MEXICO RUSH NM RUSH 03

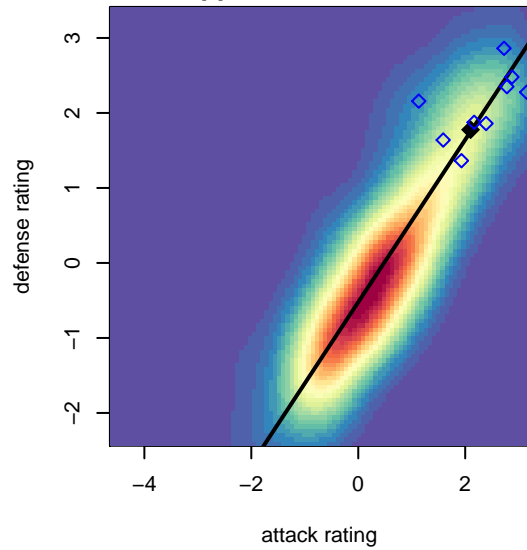
Venues played:
2015 FWRL Desert Premier U13



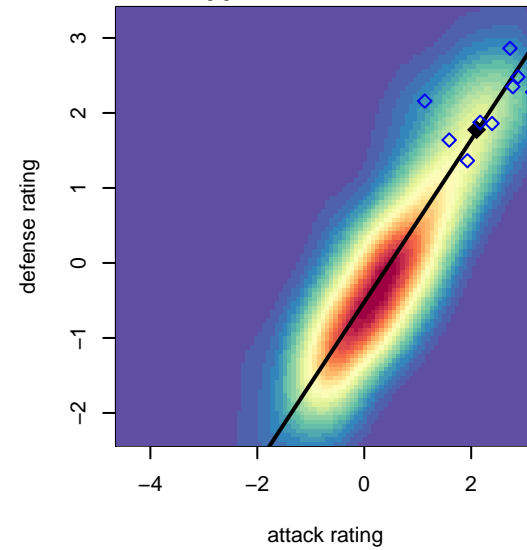
**attack and defense variance (black dot)
relative to other teams
and top 10 in region**



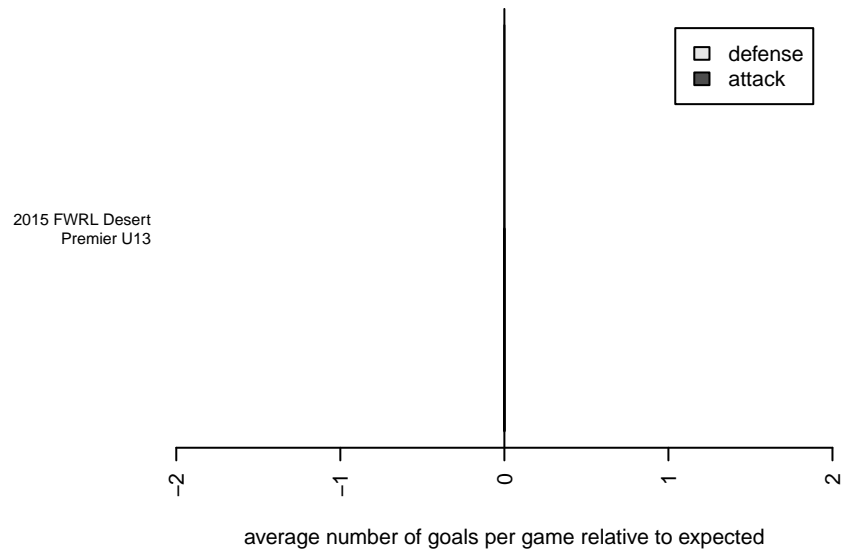
**attack and defense rating
relative to others at age
and all opponents in last 13 months**



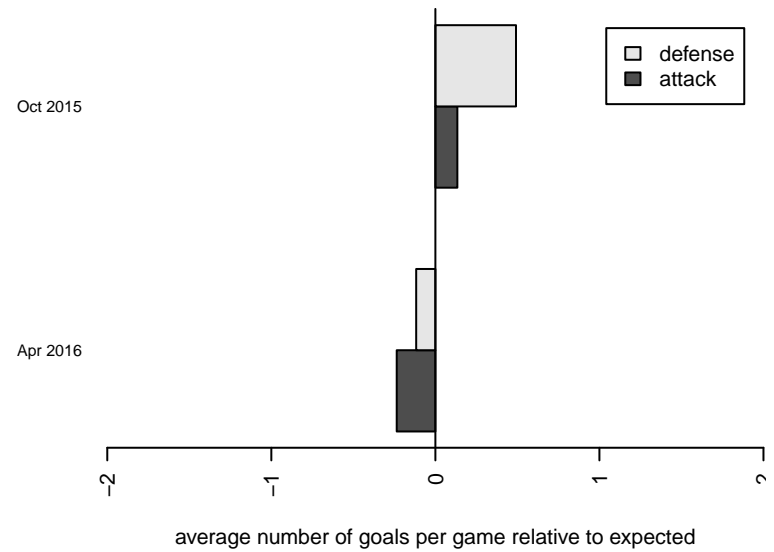
**attack and defense rating
relative to others at age
and all opponents in last 13 months**



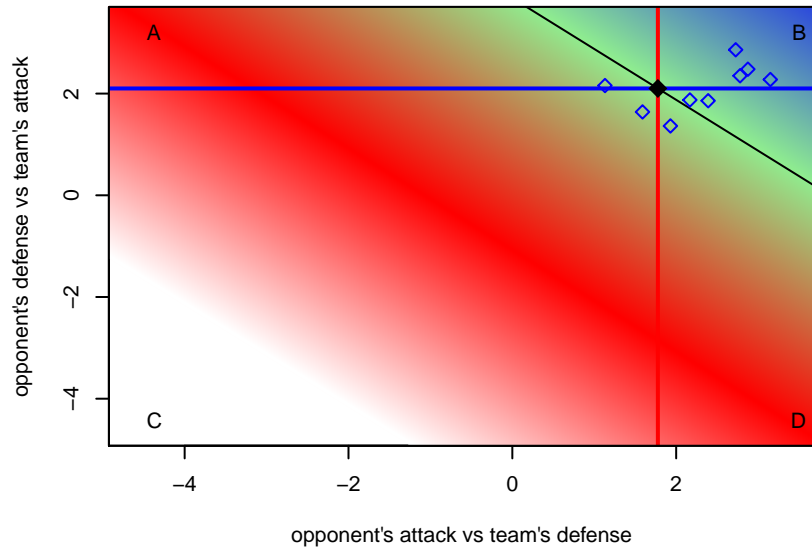
Performance relative to 13 month average



Performance relative to 13 month average



Distribution of opponents
Red = Lose zone, Blue = Win zone, Green = Even
Black line separates win/lose zones



lot. A=Neither has attack advantage, B=Opponent has both attack and defense advantage, C=Opponent has both attack and defense disadvantage, D=Both have

date	home		away		venue	pred.home	pred.away
2016-04-10	NM Rush 03 Nike B02	1	Sereno West 03 Chelsea B02	2	2015 FWRL Desert Premier U13	1.79	1.12
2016-04-09	NM Rush 03 Nike B02	2	Colorado Storm 03 South Select B02	0	2015 FWRL Desert Premier U13	1.98	0.80
2016-04-08	Forza FC 03 South B02	1	NM Rush 03 Nike B02	1	2015 FWRL Desert Premier U13	0.73	0.95
2015-11-01	NM Rush 03 Nike B02	1	Vegas All Boys FC 03 B02	6	2015 FWRL Desert Premier U13	0.96	3.89
2015-10-31	Rio Rapids SC B02	2	NM Rush 03 Nike B02	2	2015 FWRL Desert Premier U13	1.51	1.32
2015-10-30	SC del Sol 03 Leebrook White B02	0	NM Rush 03 Nike B02	2	2015 FWRL Desert Premier U13	2.31	0.95
2015-10-04	NM Rush 03 Nike B02	0	La Roca Futbol Club 03 S B02	3	2015 FWRL Desert Premier U13	1.20	2.58
2015-10-03	RSL Academy B02	1	NM Rush 03 Nike B02	2	2015 FWRL Desert Premier U13	2.14	1.35
2015-10-02	NM Rush 03 Nike B02	0	Real Colorado Nationals B02	2	2015 FWRL Desert Premier U13	0.51	1.92